


Pressure Measurement Film

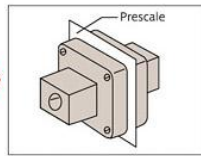
PRESCALE

SHEET TYPE


The only film in the world for measure pressure and pressure distribution



① Cut Prescale to desired dimensions



② Insert Prescale in desired location and apply pressure



③ Remove Pressure and Prescale and you can now See and check the pressure and it's distribution

Areas where pressure is applied become red in response to the pressure and it is possible to check pressure magnitude and pressure balance. There are two types of Prescale Sheet Type. Mono-sheet type is composed of a polyester base on which the color-developing material is coated, with the micro-encapsulated color-forming material layered on top. Two-sheet type is composed of two polyester bases. One is coated with a layer of micro-encapsulated color forming material and the other with a layer of the color-developing material. Use two films facing the coated sides each other.

Eight types of Prescale are supplied according to pressure level. Select appropriate Prescale.

Product (Code)	Pressure range [MPa] 1MPa \approx 10.2kgf/cm ²		Product size w (mm) x L (m)	Type							
	0.05	0.2			0.5	0.6	2.5	10	50	130	300
	Pressure range [psi] 1psi \approx 6895Pa										
Extreme Low Pressure (4LW)	0.05	0.2	310	3	Two-sheet						
Ultra Super Low Pressure (LLLW)	0.05	0.2	270	5	Two-sheet						
Super Low Pressure (LLW)	0.05	0.2	270	6	Two-sheet						
Low Pressure (LW)	0.05	0.2	270	12	Two-sheet						
Medium Pressure (MW)	0.05	0.2	270	12	Two-sheet						
Medium Pressure (MS)	0.05	0.2	270	12	Mono-sheet						
High Pressure (HS)	0.05	0.2	270	12	Mono-sheet						
Super High Pressure (HHS)	0.05	0.2	270	12	Mono-sheet						

Notes

- * W in the product codes indicates two-sheet type, S indicates mono-sheet type.

For more information and request a free sample, please contact us with your application details.